



गोंडवाना विद्यापीठ गडचिरोली

महाराष्ट्र शासन अधिसूचना क्रमांक २००७/(३२२/०७) विशी-४ महाराष्ट्र विद्यापीठ अधिनियम १९९४ (१९९४ चा महा. ३५) च्या कलम ३ च्या पोटकलम (२) अन्वये दिनांक २७ सप्टेंबर, २०११ रोजी स्थापीत व महाराष्ट्र सार्वजनिक विद्यापीठ अधिनियम, २०१६ (सन २०१७ चा महाराष्ट्र विद्यापीठ अधिनियम क्रमांक ६) द्वारा संचालित राज्य विद्यापीठ)

(कुलसचिव कार्यालय)

एम.आय.डी.सी. रोड, कॉम्प्लेक्स, गडचिरोली — ४४२६०५

फोन/फॅक्स नंबर ०७१३२-२२३१०४

E-Mail : gug.registrar@gmail.com

जा.क्र./गोंवीग/कुसका/७७५० / २०१९

दिनांक ०३/०८/२०१९

प्रति,

मा. प्राचार्य/संस्था चालक,
सर्व संलग्नीत महाविद्यालये
गोंडवाना विद्यापीठ, गडचिरोली.

विषय : DBT Fees Correction 2019-20 बाबत .

संदर्भ : DHE Scholarship E-mail on Dated 29 July, २०१९

महोदय,

उपरोक्त संदर्भाकीत विषयान्वये कळविण्यात येत आहे की, संलग्नीत DBT Fees Correction 2019-20 चे ई-मेल दिनांक २९ जुलै, २०१९ रोजी प्राप्त झाले असून त्या अन्वये कार्यवाही घेण्याकरीता आपल्या अवलोकनार्थ व पुढील कार्यवाहीस उक्त workflow नुसार कार्यवाही घेणे आवश्यक आहे. कार्यवाही न घेतल्यास त्यांची संपुर्ण जबाबदारी आपली राहिल. याची नोंद घ्यावी.

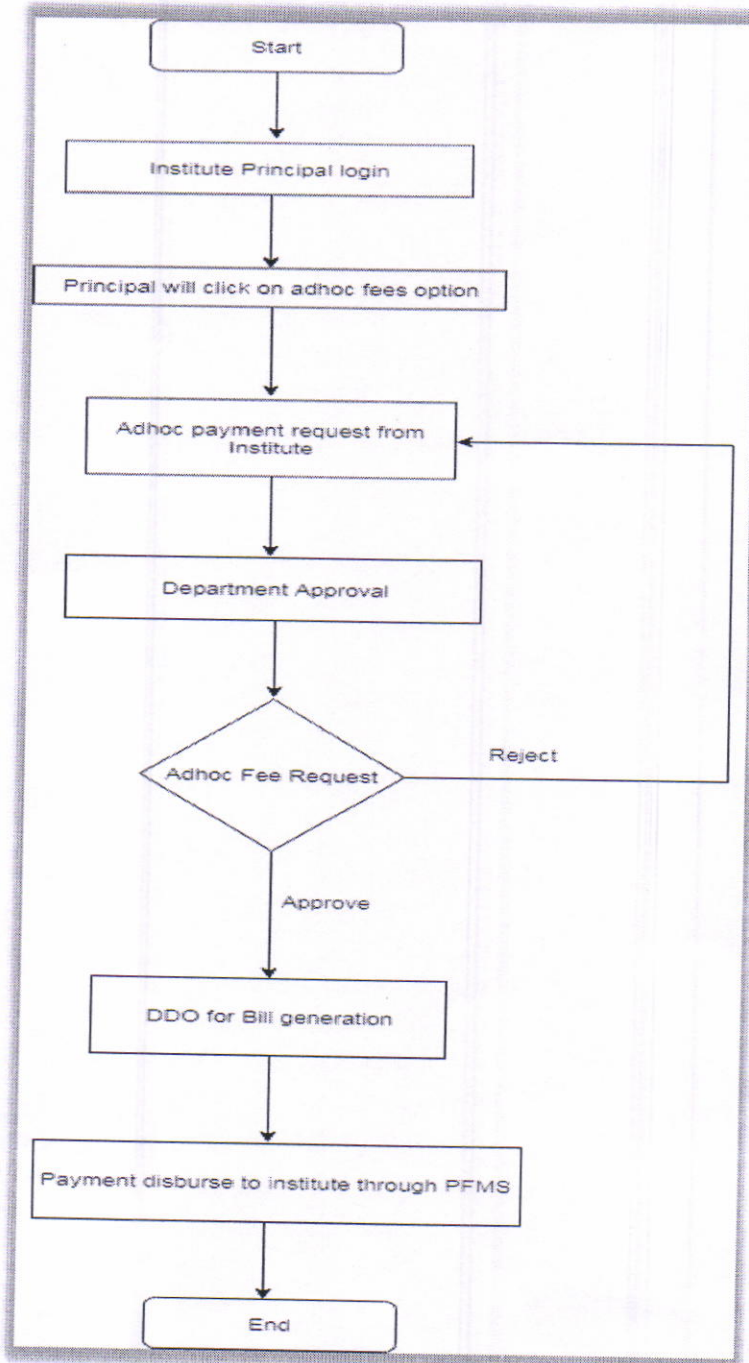
कुलसचिव (४)

गोंडवाना विद्यापीठ, गडचिरोली


TABLE OF CONTENTS

Sr. No.	Topics	Page No.
1	Fees Correction workflow	2
2	User – Principal workflow	3
3	User – Department workflow	6
4	User – DDO workflow	8

Fees Correction Workflow



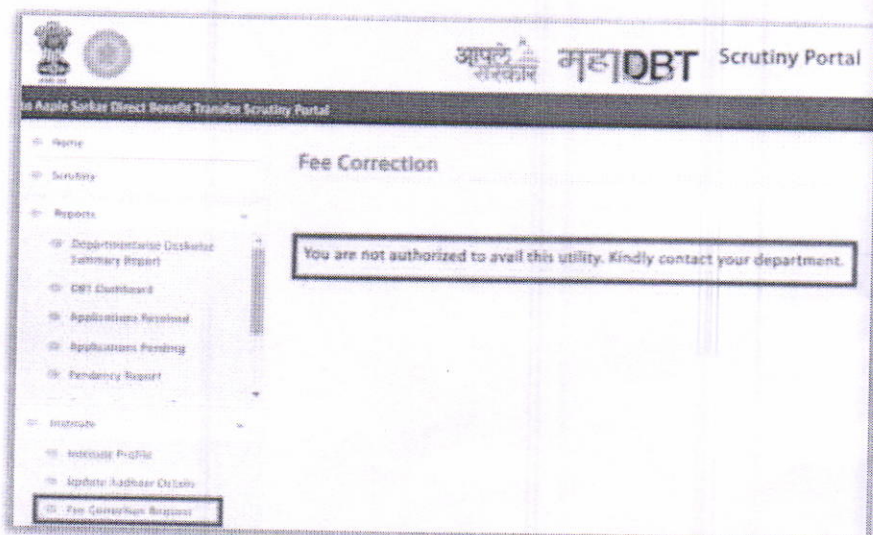
User – Principal



Principal user will login to the DBT Portal

Note-

1. Institute will approach the concern department for fee correction request manually.
2. Department will approach DIT for unabling the fee correction module for that particular insitute.
3. DIT will unable the fee correction module for that particular institute Principal login.



After Approval from DIT, the below process should be followed by institute

The screenshot shows a web application interface for 'Fee Correction'. The top right corner displays 'Welcome to Anglo Sarbar D'. A left sidebar menu includes 'Home', 'Scrutiny', 'Reports', and 'Institute', with 'Fee Correction Request' highlighted under the 'Institute' section. The main content area is titled 'Fee Correction' and contains several input fields: 'Department Name', 'Scheme Name', 'Course Name', 'Course Type', 'Financial Year', 'Current Course Year', 'Course Fee' (with a value of 0.00), and 'New Course Fee' (with a value of 0.00). Below these fields are two buttons: 'Get Data' and 'View Approved Fee Correction List'. A 'Note' section at the bottom provides instructions: 'List of students displayed for fee correction are those students who had received both the installments 1st and 2nd.', 'Institute must enter the accurate fee correction value as entered fee cannot be changed once submitted to Department of those applications forwarded for further process.', and 'Fee correction request can be sent for application once per single student.'

Principal user should click on Fee Correction Request

1. User should select Department, Scheme name, Course Name, Course Type, Financial year, Current course year from dropdown.
2. According to the selection, Current approved course fee will be displayed automatically and to enter new course fee, textbox is displayed, user should enter the actual course fee. Click on get Data button.

Fee Correction

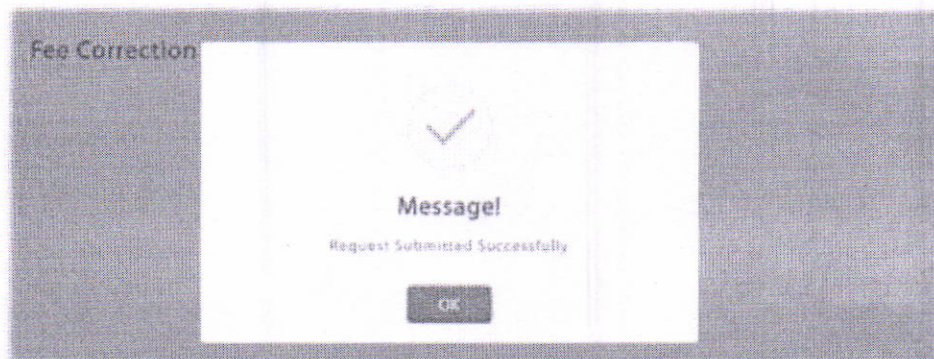
Department Name: Directorate of Technical Education
Scheme Name: Rajarshi Chhatrapati Shahu Maharaj Shiksha Shala
Course Name: Bachelor of Engineering (B. E.) - Computer Engineering
Course Type: UnAided
Financial Year: 2019-2020
Course Fee: 52000.00
New Course Fee: 60000.00

Sr No.	Registration No.	Applicant Name	Course Name	Course Fee	New Course Fee	Student Amount
1	181907R1000000201	yusuf khan	Bachelor of Engineering (B. E.) - Computer Engineering	52000.00	60000.00	8000.00
2	181907R1000000655	Mukesh S P	Bachelor of Engineering (B. E.) - Computer Engineering	52000.00	60000.00	8000.00
Total:						16,000

3. According to entered/selected data, disbursed amount student list details will be populated in grid as shown in above screen.

4. Table will display the data of students for whom the updated fees will be affected.

5. User should upload the document for the fees structure and click on submit button



After submission, the above message will be displayed

Note –

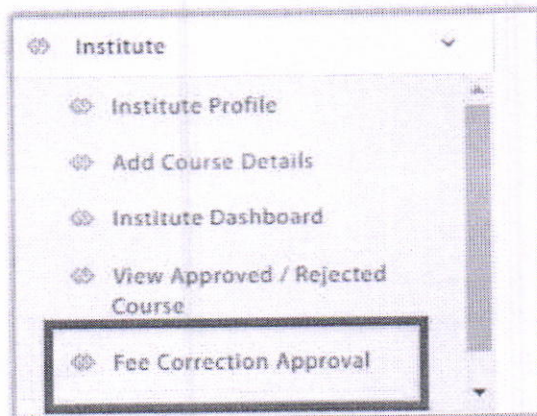
List of students displayed for fee correction are those students who had received both the installments i.e 1st and 2nd.

Institutes must enter the accurate fee correction value as entered fee cannot be changed once submitted to Department of those applications forwarded for further process.

Fee correction request can be sent for application once per single student.

User – Department

Department user should login and click on Fee correction approval



Department user will get approval request as sent by institute. User should click on Click here button.

Fee Correction Request							
Sr No.	Requested Date	Institute Name	Scholar Name	No Of Application	Course Name	Total Fee Correction	View Details
1	18/07/2019		Pajarshi Chhatrapati Shahu Maharaj Shikshan Shulkh Shishyavrutti Yojna(EBC)	2	Bachelor of Engineering (B. E.) - Computer Engineering	16000.00	Click Here

On click, the below screen will be displayed.

Fee Correction Request < Back

Institute Name

Course Name

Course Type

Per Student Fee Correction

Total Fee Correction

Download Student List

Sr No.	Application No.	Applicant Name	Course Name	Per Student Fee	Total Fee Correction
1	1819DTR1000000201	yusuf khan	Bachelor of Engineering (B. E.) - Computer Engineering	\$2000.00	60000.00
2	1819DTR1000000651	Nakesh B P	Bachelor of Engineering (B. E.) - Computer Engineering	\$2000.00	60000.00

1. Department user should view the details of institute
2. Department user should view the uploaded document and then select whether to approve/reject the fees correction request
3. Department user can also download the student list of the institute
4. After approval, the list of students will be displayed under the DDO login of the particular department for bill generation and transfer of funds

User - DDO

The screenshot displays the 'Drawing and Disbursing Office' interface for the 'Aaple Sarkar Direct Benefit Transfer Scrutiny Portal'. The page features a navigation menu on the left with options like Home, Beneficiary List, DDO DSC Enrolment, Reports, and User Manuals. The main form area includes three dropdown menus: 'Scheme Name' (set to 'Post Matric Scholarship Scheme (Government Of India)'), 'Select Action' (set to 'Allocate Beneficiary'), and 'Select Installment' (with 'Adhoc Fees Installment' selected). A 'Proceed' button is located at the bottom right of the form area.

1. DDO will login and select scheme name, Select adhoc fees installment and click on proceed.
2. After clicking on proceed, below screen will be displayed in which the eligible candidates will be displayed and DDO will generate the Bill

Tuition Fee & Exam Fee for Tribal Students

← Back

Total No. of Beneficiary
528

Total Beneficiary Amount
17027542

Scheme Code
--Select Scheme Code

Check Balance

Print

Drag a column header here to group by that column

Sl. No.	Admission Number	Beneficiary Name	Beneficiary Amount
	1819TDT100001621	PRASAD JAGDISH JADHAV	66750.00
	1819TDT100001721	AINWAD ANIKET DATTA	240.00
	1819TDT100001851	VIJAY NANA GANGODE	5400.00
	1819TDT100001881	Abhijeet Sadanand Sambare	5400.00
	1819TDT100004945	Abhishek Sanjayrao Kodape	42750.00
	1819TDT100006029	Alvin Laxman Magare	140.00
	1819TDT100006302	Shubham Nandkumar Pawar	94260.00
	1819TDT100007004	Nikhil Devrao Kirange	37150.00
	1819TDT100008608	Pushpendra Kishor Pawara	163470.00
	1819TDT100008769	SHALESH RAJENDRA MORE	26666.00
			17,027,542.00